



# Ranger of the Year 2005–2006 Discovery Rangers Application

Name: \_\_\_\_\_ Birth Date: \_\_\_\_/\_\_\_\_/\_\_\_\_ Grade: \_\_\_\_\_

Address: \_\_\_\_\_

City: \_\_\_\_\_ State: \_\_\_\_\_ Zip: \_\_\_\_\_

Telephone Number: \_\_\_\_\_

Church: \_\_\_\_\_ District: \_\_\_\_\_

OP#: \_\_\_\_\_ Commander's Name: \_\_\_\_\_ Chartered: YES NO

Circle each advancement step earned:      Gold Falcon      Gold Hawk      Gold Eagle

**Hobbies:** \_\_\_\_\_





**Interests:** \_\_\_\_\_

**IMPORTANT INFORMATION**

1. Complete this form. Give it to your commander/senior commander.
2. Use the chart below to determine the level at which you can participate.
3. Your attendance and participation in Ranger of the Year at each level, section and district, is required in order to attain the drape medal and ROTY nametag.
4. You must be a member of a chartered outpost. Your title, if you earn the advancement as stated below, will be the following: Outpost (Section) Ranger of the Year. Based on your evaluation—excellent or outstanding—you will receive appropriately colored ribbons and medals. These evaluations are based on your own achievement, not competition against others.

## Ranger of the Year Qualification Chart

How to use this chart. Example: If you have earned your Gold Hawk and have 600 points from this application, you qualify to participate at the Section ROTY event.

Royal Ranger Group	Outpost**	Section**	District**	Region
	Completion of one of the following trails— Elk, Wolverine, or Cougar—& 250 points	Completion of two of the following trails— Elk, Wolverine, or Cougar—& 350 points	Ranger of the Year is not recommended at the District level	
	Gold Falcon & 500 points	Gold Hawk & 600 points	Gold Eagle & 700 points	
	Bronze Medal of Achievement & 500 points	Silver Medal of Achievement & 700 points	Gold Medal of Achievement & 900 points	Gold Medal of Achievement & 1000 points*
	Adventurer or Bronze Medal of Achievement & 700 points	Discoverer or Silver Medal of Achievement & 850 points	Achievement Medal or Gold Medal of Achievement & 1000 points	Gold Medal of Achievement & 1000 points*

\* Must achieve an outstanding at the district level.

\*\* If less than two boys from this level are eligible to advance to the next level, you may choose to send your two highest point earners.

<b>I. MENTAL GROWTH</b>		<b>Points</b>
<b>A</b>	<b>ADVANCEMENTS/MEDALS EARNED: (50 MAXIMUM)</b> Gold Falcon – 10 points      Gold Eagle – 50 points Gold Hawk – 25 points	
<b>B</b>	<b>RANGER KIDS ADVANCEMENTS: 5 points each (15 MAXIMUM)</b> Elk    Wolverine    Cougar	
<b>C</b>	<b>SCHOOL GRADE POINT AVERAGE: (from past year only)</b> 1.0 – 2.0 OR D average 1 points      3.1 – 3.5 OR B average 5 points 2.1 – 3.0 OR C average 2 points      3.6 – 4.0 OR A average 10 points	
<b>D</b>	<b>MERIT AWARDS EARNED: Do not include the orange and brown Bible merits here.</b> Blue – 10 points each      Green – 5 points each      Silver – 5 points each Red – 10 points each      Gold – 5 points each	
<b>E</b>	<b>MENTAL GROWTH POINTS EARNED    Maximum allowed: 350 points</b> Add lines A – D and write the total in right column unless it exceeds 350 then write 350 for the total.	
<b>II. PHYSICAL GROWTH</b>		
<b>A</b>	<b>ATTENDANCE WITH OUTPOST AT DISTRICT/DIVISION/SECTION/OUTPOST EVENT:</b> 10 points each <b>(40 MAXIMUM)</b> (from past year) Date: _____    Event: _____    Date: _____    Event: _____ Date: _____    Event: _____    Date: _____    Event: _____	
<b>B</b>	<b>WEARING PROPER UNIFORM: 1 point for each event or outpost meeting. (80 MAXIMUM)</b> (from past year only) This includes Class A, B, and C uniforms.	
<b>C</b>	<b>PARTICIPATION IN A FATHER/SON EVENT (or a non-Royal Ranger church event): 15 points each (30 MAXIMUM)</b> (from past year only) Date: _____    Event: _____    Date: _____    Event: _____	
<b>D</b>	<b>SCHOOL EXTRACURRICULAR INVOLVEMENT: (May include sports teams, clubs, and organizations.)</b> 10 points each <b>(50 MAXIMUM)</b> (from past year only)    Group Name: _____ Group Name: _____    Group Name: _____ Group Name: _____    Group Name: _____	
<b>E</b>	<b>ATTENDANCE AT A MEN'S MINISTRY EVENT: 15 points each (30 MAXIMUM)</b> (from past year only) Date: _____    Event: _____    Date: _____    Event: _____	
<b>F</b>	<b>ATTENDANCE AT A NATIONAL EVENT: 25 points each (25 MAXIMUM)</b> Date: _____    Event: _____	
<b>G</b>	<b>ATTENDANCE AT A REGIONAL EVENT: 15 points each (30 MAXIMUM)</b> (from the past two years) Date: _____    Event: _____    Date: _____    Event: _____	
<b>H</b>	<b>PHYSICAL GROWTH POINTS EARNED    Maximum allowed: 285 points</b> Add lines A – G and write the total in right column.	
<b>III. SOCIAL GROWTH</b>		
<b>A</b>	<b>COUNCIL OF ACHIEVEMENT/AWARDS CEREMONIES ATTENDED: 5 points each (20 MAXIMUM)</b> Date: _____    Date: _____    Date: _____    Date: _____	
<b>B</b>	<b>OUTPOST MEETINGS ATTENDED: 1 point per meeting (50 MAXIMUM)</b> (from past year only)	
<b>C</b>	<b>COMMUNITY SERVICE: 10 points each (30 MAXIMUM)</b> Can include school service. (from past year only) Date : _____    Event : _____    Date : _____    Event : _____ Date: _____    Event: _____	
<b>D</b>	<b>OTHER MEDALS: (30 MAXIMUM)</b> Medal of Valor – 10 points      God and Me – 5 points Medal of Courage – 10 points      God and Family – 10 points	
<b>E</b>	<b>ATTENDANCE AT PATROL STAFF MEETINGS: 1 point each (10 MAXIMUM)</b> (from past year only)	
<b>F</b>	<b>ATTENDANCE AT OUTPOST STAFF MEETING: 2 points each (20 MAXIMUM)</b> (from past year only)	
<b>G</b>	<b>COMPLETION OF A JUNIOR TRAINING COURSE/CAMP: 20 points each (40 MAXIMUM)</b> Circle the courses or camps completed. Basic DTC    DTC    ATC	
<b>H</b>	<b>SOCIAL GROWTH POINTS EARNED    Maximum allowed: 200 points</b> Add lines A – G and write the total in right column.	

<b>IV. SPIRITUAL GROWTH</b>		<b>Points</b>
<b>A</b>	<b>ATTENDANCE AT CHURCH/CHILDREN'S CHURCH:</b> 1 point per meeting <b>(50 MAXIMUM)</b> (from past year only)	
<b>B</b>	<b>PARTICIPATION IN A MISSIONS PROJECT:</b> 5 points each <b>(10 MAXIMUM)</b> (from past year only) Boys & Girls Missionary Crusade (BGMC), Light for the Lost (LFTL), Home Missions, World Missions, or Convoy of Hope Date: _____ Project: _____ Date: _____ Project: _____	
<b>C</b>	<b>PARTICIPATION IN SERVICE OR SERVICE PROJECT AT OUTPOST:</b> 10 points each <b>(20 MAXIMUM)</b> (from past year only) Date: _____ Project: _____ Date: _____ Project: _____	
<b>D</b>	<b>SUNDAY SCHOOL ATTENDANCE:</b> (from past year only) 25 – 34 Times: 2 points      35 – 41 Times: 6 points      42 – 52 Times: 10 points	
<b>E</b>	<b>BIBLE MERITS:</b> 5 point each <b>OR</b> Gold Bible Merit = 100 points <b>(100 MAXIMUM)</b>	
<b>F</b>	<b>SPIRITUAL GROWTH POINTS EARNED</b> Maximum allowed: <b>190 points</b> Add lines A – E and write the total in right column, unless it exceeds 190 then write 190 for the total.	
<b>V. GOAL SETTING</b>		
<b>A</b>	<b>GOAL SETTING:</b> 50 points for completing the Goal-Setting Chart below.	
<b>ADD ROWS I-E, II-G, III-H, IV-F, V-A:</b>		<b>Total</b>

\_\_\_\_\_  
Outpost Commander Signature

\_\_\_\_\_  
Date

\_\_\_\_\_  
Senior Commander Signature

\_\_\_\_\_  
Date

**Goal Setting:** Every young man should establish a habit of goal setting in order to improve his service in the kingdom of God. Use the section below to determine how you can grow into a well-rounded, mature man of God. Completing this chart will help you determine, assess, and evaluate your goals and fulfillment of those goals for the past year and goals you are setting for this next year. Once you have completed this chart, add 50 points in box V-A above. It is important to use goals that are measurable, such as numbers. For example, you set a goal of earning three advancement steps, but you earned four steps. This would encourage you to increase your goal for next year.

### GOAL-SETTING CHART

<b>Area of Goal Setting</b>	<b>Last Year's Goals</b>	<b>How Did You Do?</b>	<b>Goals For Next Year</b>
<b>Evangelism</b>			
Friends you brought to Royal Rangers meetings and events			
<b>Discipleship</b>			
ROTY – Evaluate your level of achievement			
Advancement steps earned			
<b>Missions</b>			
Participation in BGMC, LFTL, or STL			
<b>Ministry</b>			
Number of boys you directly assisted who passed an advancement step			
Participation in service projects (number of hours)			