

Application Instructions





Ranger of the Year 2005–2006

Your church must be chartered in order to participate. If you have not chartered, then it may be possible to charter at the registration table prior to the Ranger of the Year event. Fill in all the information requested below. Make sure you print neatly so that the boy's name is transferred correctly onto the evaluation records and his certificate.

Ranger of the Year Qualification Chart

This chart will determine the level at which the boy can participate. The boy must have earned the required number of points and achieved the advancement level stated. As indicated, in the Region column, the boy must achieve an outstanding at the district in order to advance to the Region ROTY.

How to use this chart (example): If you have earned your Expedition Rangers' Discoverer pin and have 850 points from his application you qualify to participate at the section level.

Royal Ranger Group	Outpost**	Section**	District**	Region
	Completion of one of the following trails—Elk, Wolverine, or Cougar—& 250 points	Completion of two of the following trails—Elk, Wolverine, or Cougar—& 350 points	Ranger of the Year is not recommended at the District level	
	Gold Falcon & 500 points	Gold Hawk & 600 points	Gold Eagle & 700 points	
	Bronze Medal of Achievement & 500 points	Silver Medal of Achievement & 700 points	Gold Medal of Achievement & 900 points	Gold Medal of Achievement & 1000 points*
	Adventurer or Bronze Medal of Achievement & 700 points	Discoverer or Silver Medal of Achievement & 850 points	Achievement Medal or Gold Medal of Achievement & 1000 points	Gold Medal of Achievement & 1000 points*

* Must achieve an outstanding at the district level.

** If less than two boys from this level are eligible to advance to the next level, you may choose to send your two highest point earners.

Forms will vary for each age group. Events can only be counted once.

I. MENTAL GROWTH

A	ADVANCEMENTS/MEDALS EARNED: <i>Circle all the medals/advancements earned. Write the total in the column to the right.</i>
B	RANGER KIDS ADVANCEMENTS: <i>Circle the advancements earned in Ranger Kids. Write the total in the column to the right.</i>
C	SCHOOL GRADE POINT AVERAGE: (from past year only) <i>Circle the grade point average of the last report card received. Write the total in the column to the right. If the boy is home schooled, then ask the parents to determine at what level the boy is performing.</i>
D	MERIT AWARDS EARNED: <i>Each application assigns a different point value based on the merits that are age-appropriate for that group. Multiply each specific color of merit by the point value indicated and write the total in the column to the right.</i>
E	ACTIVE FCF MEMBER: <i>This is for the boy who participates in FCF events. (For AR & ER only.)</i>
F	FCF ADVANCEMENT: <i>Circle each level of advancement. Write the total in the column to the right. (For AR & ER only.)</i>
G	MENTAL GROWTH POINTS EARNED Maximum allowed: Maximum may vary by group. Add lines A – F and write the total in right column.

II. PHYSICAL GROWTH

A	ATTENDANCE WITH OUTPOST AT DISTRICT/DIVISION/SECTION/OUTPOST EVENT: (from past year only) <i>These events include pinewood derby, section campouts, district camps, or other Royal Ranger sponsored events. Write the date and name of the event. Write the total in the column to the right.</i>
B	WEARING PROPER UNIFORM: (from past year only) This includes Class A, B, and C uniforms. <i>This includes wearing the uniform to a district camp, pinewood derby, special community parade, etc. Write the total in the column to the right.</i>
C	PARTICIPATION IN A FATHER/SON EVENT (or a non-Royal Ranger church event): (from past year only) <i>Write the date and name of the event. If the boy does not have a dad, then other church sponsored events can be used in its place. Write the total in the column to the right.</i>
D	SCHOOL EXTRACURRICULAR INVOLVEMENT: (May include sports teams, clubs, & organizations.) (from past year only) <i>Write the name of the team, club, or organization. Include activities that may be specific to boys who are home schooled. Write the total in the column to the right.</i>
E	ATTENDANCE AT A MEN'S MINISTRY EVENT: (from past year only) <i>This can be a local, sectional, or district event that involves men with boys. Older boys can even attend a nationally sponsored men's conference. These Men's Ministry events do not have to be specific to your fellowship or denomination. Write the total in the column to the right. (For DR, AR, & ER only.)</i>
F	ATTENDANCE AT A NATIONAL EVENT: <i>A boy may count his attendance at any Camporama, Rendezvous, or Eagle Rock Adventure Camp during his career as a RR. (For DR, AR, & ER only.)</i>
G	ATTENDANCE AT A REGIONAL EVENT: (from past two years) <i>A boy may count his attendance at territorial rendezvous, regional conference, or other regional events during the past two years. (For DR, AR, & ER only.)</i>
H	PHYSICAL GROWTH POINTS EARNED Maximum allowed: Maximum may vary by group. Add lines A – G and write the total in right column.

III. SOCIAL GROWTH

A	COUNCIL OF ACHIEVEMENT/AWARDS CEREMONIES ATTENDED: <i>These award ceremonies could also include a GMA ceremony, a Men's Ministry sponsored ceremony for the boys, or even a Royal Ranger Week ceremony. Write the total in the column to the right.</i>
B	OUTPOST MEETINGS ATTENDED: (from past year only) <i>Count all regular and special meetings attended. A meeting may also include a special meeting day to practice for a ceremony or to finish some merit work. Write the total in the column to the right.</i>
C	COMMUNITY SERVICE: Can include school service. (from past year only) <i>This can include a variety of services provided by the church, school, or outpost. A boy may participate in a community trash drive. Although it is not a church sponsored event, the boy can receive credit for participating. Write the total in the column to the right.</i>
D	OTHER MEDALS: <i>Circle the medals earned and write the total in the column to the right. Boys are given maximum credit for medals meant for their age group.</i>
E	ATTENDANCE AT PATROL STAFF MEETINGS: (from past year only) <i>This can include patrol staff campouts and other special meetings that involve the boy in leadership. Write the total in the column to the right. (For DR, AR, & ER only.)</i>
F	ATTENDANCE AT OUTPOST STAFF MEETING: (from past year only) <i>This could include the after the meeting times as seen in point 10 of the meeting plan. Write the total in the column to the right. (For DR, AR, & ER only.)</i>
G	COMPLETION OF A JUNIOR TRAINING COURSE/CAMP: <i>Circle all the courses or camps completed. Only those camps or courses listed on this application may be counted. Write the total in the column to the right. (For DR, AR, & ER only.)</i>
H	HOLD CURRENT FIRST AID/CPR CERTIFICATION: <i>This should be a nationally certified program. Write the total in the column to the right. (For AR & ER only.)</i>
I	SOCIAL GROWTH POINTS EARNED Maximum allowed: Maximum may vary by group. Add lines A – H and write the total in right column.

IV. SPIRITUAL GROWTH

A	ATTENDANCE AT CHURCH: (from past year only) <i>This includes Sunday morning service, Sunday evening service, and special services held at the church, such as a revival meeting. Write the total in the column to the right.</i>
B	PARTICIPATION IN A MISSIONS PROJECT: (from past year only) <i>This can be as simple as providing offerings during children's church to help with BGMC or helping with a car wash to raise money for Speed the Light. Write the name of the project and write the total in the column to the right.</i>

C	PARTICIPATION IN CHRISTIAN SERVICE: (from past year only) <i>This might include working with children's church every week or helping a boy with his GMA Christian Service Project. It may be a continual or one-time service project. Write the total in the column to the right.</i>
D	SUNDAY SCHOOL ATTENDANCE: (from past year only) <i>Circle the number of times attended and write the total in the column to the right.</i>
E	BIBLE MERITS/SPIRIT CHALLENGE: <i>This area covers his entire Royal Ranger experience. Write the total in the column to the right. (For DR, AR, & ER only.)</i>
F	ATTENDANCE AT YOUTH: (from past year only) Participation in youth ministries should be encouraged. This can include youth meetings. <i>Write the total in the column to the right. (For AR & ER only.)</i>
G	SPIRITUAL GROWTH POINTS EARNED Maximum allowed: Maximum may vary by group. Add lines A – F and write the total in right column.
V. GOAL SETTING	
A	GOAL SETTING: 50 points for completing the Goal Setting Chart
ADD ROWS I-G, II-G, III-I, IV-G, V-A:	

It is required to have the outpost group commander and the senior commander review and sign the form. The Outpost Ranger of the Year medallion may be purchased directly from GPH or your district Royal Ranger store. Your attendance and participation in Ranger of the Year at each level, section through region, is required in order to attain the drape medal and ROTY nametag.

Make sure each boy completes this part of the application. This will help the boy make goals for future achievement. It is helpful to remember the formula to goal setting: SAM.

Specific—The goals need to be specific, not broad or vague. An example of a vague goal: *I plan to advance in Royal Rangers this year.* An example of a specific goal: *I plan to earn eight skill merits and eight Bible merits in Royal Rangers this year.*

Achievable—The goals should also be something the boy can achieve. If the goal is too high, he might get discouraged. However, it should not be so easy that it is not challenging. A shy boy may set a goal of bringing two friends to Royal Rangers this year. That would probably be a good goal. But a boy who is very social and active should set a goal of at least five friends.

Measurable—The boy should be able to measure the success of his goal setting. If he sets a goal of bringing more friends to Royal Rangers how does he know if he accomplished his goal? If he sets a goal of five friends he will know when he has reached that goal. He can then use that goal to determine if he should set it higher or lower for the next year.

GOAL-SETTING CHART

Area of Goal Setting	Last Year's Goals	How Did You Do?	Goals For Next Year
Evangelism			
Friends you brought to Royal Rangers meetings and events			
Discipleship			
ROTY – Evaluate your level of achievement			
Advancement steps earned			
Missions			
Participation in BGMC, LFTL, or STL			
Ministry			
Number of boys you directly assisted who passed an advancement step			
Participation in service projects (number of hours)			

Point Distribution Table

Points to be included in the boy's Ranger of the Year Evaluation Score Sheet

Find the total on the last page of the boy's application. Find that amount in the appropriate chart and column below. The column on the left will indicate the points that will be transferred to the ROTY Evaluation Form. A percentage of the total points from the application will be included in the boy's ROTY Evaluation score.

Ranger Kids

Section Level Application	Points towards ROTY Evaluation
Below 300	50
300-349	75
350-399	85
400-449	90
450-499	95
500+	100

Discovery Rangers

Section Level Application	District Level Application	Points towards ROTY Evaluation
Below 550	Below 650	50
550-599	650-699	75
600-649	700-749	85
650-699	750-799	90
700-749	800-849	95
750+	850+	100

Adventure Rangers

Section Level Application	District Level Application	Regional Level Application	Points towards ROTY Evaluation
Below 600	Below 800	Below 900	50
600-699	800-899	900-999	75
700-799	900-999	1000-1049	85
800-899	1000-1099	1050-1099	90
900-999	1100-1199	1100-1199	95
1000+	1200+	1200+	100

Expedition Rangers

Section Level Application	District Level Application	Regional Level Application	Points towards ROTY Evaluation
Below 800	Below 850	Below 900	50
800-849	850-999	900-999	75
850-899	1000-1099	1000-1099	85
900-949	1100-1199	1100-1199	90
950-999	1200-1299	1200-1299	95
1000+	1300+	1300+	100