

# Ranger of the Year Packet

## Evaluation Year Fall of 2005 through Summer 2006

**This Packet will include:**

- An explanation of the purpose of the Ranger of the Year program
- Explanation of the ROTY process for each level of evaluation
- Reproducible copies of the ROTY Study Guides for boys


















### Introduction

**Purpose of Ranger of the Year:** To challenge boys to set goals for achievement that have a pre-determined set of rewards. The design of Ranger of the Year is to develop and train as many boys as possible to become Rangers of the Year. Each church, section, district, and region should endeavor to produce as many Rangers of the Year as possible. We want all boys to achieve, to grow, and to become successful men of God.

**Timelines for Ranger of the Year:**

- Outpost Ranger of the Year should be awarded before the beginning of the new school year (by mid-September).
- Section Ranger of the Year should be held before the end of September.
- District Ranger of the Year should be held before the end of October.
- Region Ranger of the Year should be held before the middle of February.
- The National Rangers of the Year will be eligible to attend the National Council held in March in Springfield, MO.





### ROTY Evaluation Elements by Group

	Evaluation Form	Uniform	Written	Skills	Interview	Speech
<b>Outpost</b>						
<b>Section</b>						
<b>District</b>						 <b>ONLY</b>
<b>Region</b>						

## Ranger of the Year Qualification Chart

*This chart will determine the level at which the boy can participate. The boy must have earned the required number of points and achieved the advancement level stated. As indicated, in the Region column, the boy must achieve an outstanding at the district in order to advance to the Region ROTY.*

How to use this chart (example): If you have earned your Expedition Rangers' Discoverer pin and have 850 points from his application you qualify to participate at the section level.

Royal Ranger Group	Outpost**	Section**	District**	Region
	Completion of one of the following trails—Elk, Wolverine, or Cougar—& 250 points	Completion of two of the following trails—Elk, Wolverine, or Cougar—& 350 points	Ranger of the Year is not recommended at the District level	
	Gold Falcon & 500 points	Gold Hawk & 600 points	Gold Eagle & 700 points	
	Bronze Medal of Achievement & 500 points	Silver Medal of Achievement & 700 points	Gold Medal of Achievement & 900 points	Gold Medal of Achievement & 1000 points*
	Adventurer or Bronze Medal of Achievement & 700 points	Discoverer or Silver Medal of Achievement & 850 points	Achievement Medal or Gold Medal of Achievement & 1000 points	Gold Medal of Achievement & 1000 points*

\* Must achieve an outstanding at the district level.

\*\* If less than two boys from this level are eligible to advance to the next level, you may choose to send your two highest point earners.

# Outpost ROTY

**ROTY Application Information:** The commander and/or parent can assist the boy in filling out the form correctly. Use the Application Instructions found on the national RR website to fill out the application. The chart on the first page of the application will determine if the boy qualifies to be an Outpost Ranger of the Year. The boy must meet both criteria—points and advancements—to become an Outpost ROTY. Evaluations are not necessary at this level.

**NOTE:** If the outpost has one or no boys who qualify for the Section ROTY at each age level, then they can send two of their most qualified boys to the Section ROTY at each age level. It is important that every outpost be represented at the section level.

**Ranger of the Year 2005-2006 Adventure Rangers Application**

Name: \_\_\_\_\_ Birth Date: / / Grade: \_\_\_\_\_  
 Address: \_\_\_\_\_  
 City: \_\_\_\_\_ State: \_\_\_\_\_ Zip: \_\_\_\_\_  
 Telephone Number: \_\_\_\_\_  
 Church: \_\_\_\_\_ District: \_\_\_\_\_  
 COP: \_\_\_\_\_ Commander's Name: \_\_\_\_\_ Chartered: YES NO  
 Circle each advancement step earned: Bronze Medal Silver Medal Gold Medal

Hobbies: \_\_\_\_\_  
 Interests: \_\_\_\_\_

**IMPORTANT INFORMATION**

- Complete this form. Give it to your commander (or a commander).
- Use the chart below to determine the level at which you can participate.
- Your attendance and participation in Ranger of the Year at each level, section through region, is required in order to earn the bronze medal and ROTY award.
- You must be a member of a chartered outpost. Your file, if you earn the advancement as stated below, will be the following: Outpost (Charter, District, etc.) Ranger of the Year. Based on your evaluation—medals or outposts—you will receive appropriately colored ribbons and medals. These evaluations are based on your own achievement, not competition against others.

**Ranger of the Year Qualification Chart**

How to use this chart: If you have earned your Silver Medal of Achievement and have 875 points from this application, you are eligible to compete at the Section ROTY event.

Level	Section**	District**	Region
Outpost**	Completion of one of the following tasks— 1. Bible, Worksheet, or Challenge—8,750 points 2. Gold Falcon & 500 points	Ranger of the Year is not recommended at the District level	
Section**	Completion of one of the following tasks— 1. Bible, Worksheet, or Challenge—8,750 points 2. Silver Medal of Achievement & 700 points	Gold Eagle & 700 points	
District**	Completion of one of the following tasks— 1. Bible, Worksheet, or Challenge—8,750 points 2. Silver Medal of Achievement & 700 points 3. Gold Medal of Achievement & 1,000 points	Gold Medal of Achievement & 500 points	Gold Medal of Achievement & 1,000 points*
Region**	Completion of one of the following tasks— 1. Bible, Worksheet, or Challenge—8,750 points 2. Silver Medal of Achievement & 700 points 3. Gold Medal of Achievement & 1,000 points 4. Achievement Medal or Silver Medal of Achievement & 1,000 points	Achievement Medal or Gold Medal of Achievement & 1,000 points	Gold Medal of Achievement & 1,000 points*

\* Make sure an outposts file is submitted to the district level.  
 \*\* If you have earned your Silver Medal of Achievement and have 875 points, you are eligible to advance to the next level, you may choose to send your application to the next level.

**Bible Merits and/or Memorization:** Throughout the year, each boy is learning about biblical truths and memorizing Scriptures.

**Medals, Certificates, and Awards:** The Outpost ROTY medallion (item #15-7650), available through Gospel Publishing House, is available for each boy achieving the level of Outpost ROTY. The outpost medallion is the bronze level of achievement. It has a blue ribbon that is draped over the neck. A certificate should be awarded to the boy. A special nametag can also be awarded. The specifications below can be used when ordering it from a local trophy shop.

- Ranger Kids: Yellow tag with black inscription
- Discovery Rangers: Red tag with white inscription
- Adventure Rangers: Burgundy tag with white inscription
- Expedition Rangers: Black tag with white inscription

Size: Width: 3 inches Height: ¾ inches  
 Upper Line Font and Font Size: R3 – Roman Block, size .19”  
 Lower Line Font and Font Size: R3 – Roman Block, size .16”



**2005 OUTPOST 2006  
RANGER OF THE YEAR**

## **General Information for Section, District, and Region Event**

Boys' scores will help them see how they measure up to an established standard, what they can do to improve their skills, and how to set measurable goals and plan to achieve those goals. His participation at these events will be determined by his achievement at the local outpost.

- All boys will be evaluated using objective mechanisms. This will insure a standard that can be consistently applied throughout the United States. Boys will be encouraged to work towards high standards of achievement instead of competing against each other.
- If a boy meets the qualification requirements to attend the District ROTY event, he is not required to attend the Section ROTY event. However, it is highly recommended to attend the Section ROTY event to help the boy better prepare and determine his readiness for the District ROTY event.
- The boys will no longer be required to bring their workbooks to the ROTY events.

**ROTY Application Information:** Each boy participating in any level of ROTY will submit the Ranger of the Year application. The application and the evaluation will measure the total boy and the four ways he grows.

**Evaluation:** The ROTY application can help commanders and boys determine how well they have done in the past year. They can then see how they can improve and what activities they should plan for the coming year.

**Bible Merits and/or Memorization:** The specific Scriptures and Bible merits boys will need to concentrate on can be found in the ROTY Study Guides. Boys should have a thorough knowledge of these biblical requirements. Questions will be drawn directly from the materials found in the boys' workbooks. The evaluation at each level will be more comprehensive than the one before. The boys should study their evaluation sheets from the previous level of ROTY to determine where they can improve.

**Costs and Expenses:** Each level of ROTY may require a registration fee for participating in the event. This fee and other expenses incurred by the boy are his responsibility. These may include, but are not limited to, registration fee, travel, food, and lodging.

**Preparation for ROTY Evaluation:** Commanders may want to provide a time for boys to fill out their forms and finish any work that may be lacking that would prevent them from earning the highest possible ROTY level. Below is a plan to help the boys in your outpost prepare for and meet the high expectations of a Ranger of the Year. Every boy should be encouraged and challenged to excel in the Ranger of the Year program.

### **Commander**

- Review the information in the ROTY Study Guide.
- Allow the boys to demonstrate their skills. Giving boys opportunities to train others will provide the best opportunities for learning.

- Maintain good records. This includes the boys' workbooks. They should keep all their work in their workbooks so they can refer to it often. In addition, use the RR Data Manager CD to track all the activities, events, and achievements for the boys.
- Encourage the boys to read the suggested chapters from their handbooks, listed on the ROTY Study Guide.
- Review times—The eleventh week of every quarter is designated as a review week. Use that time to reinforce knowledge and skills. In addition, you may want to hold merit campouts or merit overnights at the church.
- ROTY Review Day—Establish a review time between the Section ROTY and District ROTY events. Invite all the boys to spend the day reviewing the requirements and materials. Enlist the help of the boys to teach and/or review. You could fill the day with activities and fun in order to give the boys a balanced day. Provide a simple lunch or snacks.

### **Boy**

- Review the information in the ROTY Study Guide.
- Put all your work in your workbook so you can refer to it later when you need to study for the ROTY evaluation.
- Read the suggested chapters from your handbook, listed on the ROTY Study Guide.
- Practice the speech. (This is for Adventure and Expedition Rangers at the district and region levels only.) Make sure to have good visual aids, PowerPoint, or other aids to enhance the speech. Make sure the speech is between 3-5 minutes in length.

### **ROTY Study Guide:**





- Uniform Inspection: It is based on the boys' handbooks. The boys will be evaluated in their Class B khaki uniform (Class B red shirt for Ranger Kids). They can wear short sleeve or long sleeve shirts, but they must wear long pants.
- Skills Evaluation: Boys will be able to choose three of four skill merits for their evaluation. In addition, they will have to demonstrate some basic Royal Ranger skills. Ranger Kids will be asked to sign (sign language) three Scriptures from memory.
- Written Evaluation: Boys will be expected to have general Royal Ranger knowledge, based on the handbooks. Part of the written evaluation will include their knowledge of specified Bible merits and skill merits. In addition, achievement awards, merits awards, and other advancement questions will be part of the evaluation. The evaluations will be age-appropriate for every Royal Ranger group.
- Speech (District & Region Levels): This is for boys in Adventure and Expedition Rangers **ONLY**. They will need to prepare a 3 to 5-minute speech. The boys are encouraged to develop visual aids, PowerPoints, or other multi-media aids to enhance their presentations. Review the Public Speaking merit for information on how to best prepare and for the format used in judging. (**NOTE**: If a boy is using PowerPoint or other computer aided formats, he will need to bring a CD with him. A computer and projector will be available for him to use.)
- Goal-Setting Interview: Boys will be interviewed by a panel of commanders to assist the boy in setting goals, making plans to achieve them, and determining areas in which he can improve. This is a non-scoring part of the ROTY.

**Day of the ROTY Evaluation:** The boys will typically begin the ROTY with an introductory meeting to explain the day’s agenda. It is important to make note of the instructions. Boys will rotate through stations as they demonstrate, write, or meet with commanders. The commanders evaluating the boys should provide a comfortable environment for the evaluation. The Adventure and Expedition Ranger boys will be given time to set up their displays and visual aids for the required speech.

**Evaluation:** After the ROTY event, each boy will receive a summary of how he did. (His evaluations will be corrected and returned to him.) He can use this information to determine where he scored well and where he needs to improve for the next level of ROTY. If he does not advance to the next level, he can determine what he needs to do the following year to improve his skills and knowledge.

**The Outstanding Level of Achievement:** During the ROTY events at the section and above, the boys will be challenged to strive for the Outstanding Level of Achievement. This level of achievement can be attained with a total score of **85% or higher**. Attendance and participation in Ranger of the Year at each level, section through region, is required in order to earn the drape medal and ROTY nametag.

### Biblical Requirements

Category				
<p><b>Memorization</b> Boys in Ranger Kids must be able to memorize any two years of advancement of their choice.</p>	<p>ELK Leviticus 19:32 Psalm 139:14</p> <p>WOLVERINE Genesis 1:28 1 Cor. 16:13-14</p> <p>COUGAR Matt. 7:13-14 James 1:17</p>	<p>John 3:16 John 1:12 Romans 3:23 1 John 1:9 Romans 6:23 Rev. 3:20</p>	<p>John 3:16 John 1:12 Romans 3:23 1 John 1:9 Romans 6:23 Rev. 3:20</p>	<p>John 3:16 John 1:12 Romans 3:23 1 John 1:9 Romans 6:23 Rev. 3:20</p>
<p><b>Bible Merits</b></p>	<p>N/A</p>	<p>2 Samuel 1 Kings Esther Daniel Mark Luke John Acts</p>	<p>Psalms Proverbs Isaiah 1 Timothy Hebrews James 1 John Revelations</p>	<p>N/A</p>
<p><b>Sprit Challenge</b></p>	<p>N/A</p>	<p>N/A</p>	<p>N/A</p>	<p>Lessons 51-75</p>

## Section ROTY

**Application Information:** The chart on the first page of the application will determine if the boy qualifies to attend the Section Ranger of the Year. Use the Application Instructions found on the national RR website to fill out the application. His ability to achieve the “outstanding” level during the evaluation at the ROTY will be based solely upon his skills, knowledge, and achievement.

The section may have an additional form for the boys to fill out and send to them. This will help them prepare by determining the number of boys that will be participating. You will need to verify that the boys qualify to participate at the Section ROTY.

**NOTE:** If the section has one or no boys who qualify for the District ROTY at each age group, then they can send two of their most qualified boys to the District ROTY at each age group. It is important that every section be represented at the district level.

**Bible Merits, Spirit Challenges, and/or Memorization:** See the chart on page 6 to determine what Bible merits or memorization will be evaluated at the section event.

## District ROTY

**Application Information:** The chart on the first page of the application will determine if the boy qualifies to attend the District Ranger of the Year. Use the Application Instructions found on the national RR website to fill out the application. His ability to achieve the “outstanding” level during the evaluation at the ROTY will be based solely upon his skills, knowledge, and achievement.

The district may have an additional form for the boys to fill out and send to them. This will help them prepare by determining the number of boys that will be participating. You will need to verify that the boys qualify to participate at the District ROTY.

**NOTE:** If the district has one or no boys who qualify for the Region ROTY at each age group, then they can send two of their most qualified boys to the Region ROTY at each age group. It is important that every district be represented at the regional level.

**Bible Merits, Spirit Challenges, and/or Memorization:** See the chart on page 6 to determine what Bible merits or memorization will be evaluated at the district event.

## Region & National ROTY

**Application Information:** The chart on the first page of the application will determine if the boy qualifies to attend the Region Ranger of the Year. Use the Application Instructions found on the national RR website to fill out the application. His ability to achieve the “outstanding” level during the evaluation at the ROTY will be based solely upon his skills, knowledge, and achievement.

The region may have an additional form for the boys to fill out and send to them. This will help them prepare by determining the number of boys that will be participating. You will need to verify that the boys qualify to participate at the Region ROTY.

**NOTE:** The highest scoring Expedition Ranger will be honored as a National Ranger of the Year, representing his region.

**Ranger of the Year**  
2005-2006 Adventure Rangers Application

Name: \_\_\_\_\_ Birth Date: \_\_\_\_/\_\_\_\_/\_\_\_\_ Grade: \_\_\_\_\_  
 Address: \_\_\_\_\_  
 City: \_\_\_\_\_ State: \_\_\_\_\_ Zip: \_\_\_\_\_  
 Telephone Number: \_\_\_\_\_  
 Church: \_\_\_\_\_ District: \_\_\_\_\_  
 CSP: \_\_\_\_\_ Commander's Name: \_\_\_\_\_ Chartered: YES NO  
 Circle each advancement step earned: Bronze Medal Silver Medal Gold Medal  
 Hobbies: \_\_\_\_\_  
 Interests: \_\_\_\_\_

**Ranger of the Year Qualification Chart**

How to use this chart: \_\_\_\_\_

Royal Group	Output**	District**	Region
	Completion of one of the following activities: 1. Wilderness, or Camping - 3750 points	Completion of one of the following activities: 1. Wilderness, or Camping - 3750 points	
	Gold Falcon & 500 points	Gold Hawk & 400 points	
	Bronze Medal of Achievement & 500 points	Silver Medal of Achievement & 700 points	
	Discovery or Bronze Medal of Achievement & 700 points	Discovery or Silver Medal of Achievement & 850 points	
	Achievement or Bronze Medal of Achievement & 1000 points	Achievement Medal or Silver Medal of Achievement & 1000 points	Gold Medal of Achievement & 1000 points**

\*\* Must achieve an outstanding or at the district level.  
 \*\*\* If two districts have a boy at this level are eligible to advance to the next level, you may choose your two highest point earners.

**Bible Merits, Spirit Challenges, and/or Memorization:** See the chart on page 6 to determine what Bible merits or memorization will be evaluated at the region event.

**NOTE:** A boy can attain National ROTY status once in his career as a Royal Ranger.

## Medals, Certificates, and Awards

**Section:** These medallions are restricted and can only be purchased by the district. The Section ROTY medallion is the silver level of achievement. It has a red ribbon that is draped over the neck. If a boy attains the Outstanding Level of Achievement, he will receive a red, white, and blue ribbon to drape over his neck. The medallions will be awarded at the Sectional ROTY event. A special nametag may also be awarded.



- Ranger Kids: Yellow tag with black inscription
- Discovery Rangers: Red tag with white inscription
- Adventure Rangers: Burgundy tag with white inscription
- Expedition Rangers: Black tag with white inscription

Size: Width: 3 inches                      Height: ¾ inches  
 Upper Line Font and Font Size: R3 – Roman Block, size .19”  
 Lower Line Font and Font Size: R3 – Roman Block, size .16”

**2005 SECTION 2006  
RANGER OF THE YEAR**

**NOTE:** A boy must participate in the section evaluation to receive the medallion.

**District:** These medallions are restricted and can only be purchased by the district. The District ROTY medallion is the gold level of achievement. It has a red ribbon that is draped over the neck. If a boy attains the Outstanding Level of Achievement, he will receive a red, white, and blue ribbon to drape over his neck. The medallions will be awarded at the District ROTY event. A special nametag may also be awarded.



- Discovery Rangers: Red tag with white inscription
- Adventure Rangers: Burgundy tag with white inscription
- Expedition Rangers: Black tag with white inscription

**2005 DISTRICT 2006  
RANGER OF THE YEAR**

Size: Width: 3 inches                      Height: ¾ inches  
 Upper Line Font and Font Size: R3 – Roman Block, size .19”  
 Lower Line Font and Font Size: R3 – Roman Block, size .16”

**NOTE:** A boy must participate in the district evaluation to receive the medallion.

**Region:** The Region ROTY medallions, available through the national Royal Rangers office, are for each boy participating in the Region ROTY. It will be a large medallion with a white ribbon that is draped over the neck. If a boy attains the Outstanding Level of Achievement, he will receive a red, white, and blue ribbon to drape over his neck. The highest scorer in Expedition Rangers will be honored as the National Ranger of the Year and receive a National ROTY medallion with a red, white, and blue ribbon. A special nametag may also be awarded.



- Adventure Rangers: Burgundy tag with white inscription
- Expedition Rangers: Black tag with white inscription

Size: Width: 3 inches                      Height: ¾ inches  
 Upper Line Font and Font Size: R3 – Roman Block, size .19”  
 Lower Line Font and Font Size: R3 – Roman Block, size .16”

**2005 REGIONAL 2006  
RANGER OF THE YEAR**

**2005 NATIONAL 2006  
RANGER OF THE YEAR**

**NOTE:** A boy must participate in the region evaluation to receive the medallion.

**NOTE:** A boy can attain National ROTY status once in his career as a Royal Ranger.



# 2005-2006 Ranger of the Year Study Guide

## Ranger Kids

Area of Evaluation	Points Possible	Study Areas
<b>Uniform</b>	100	<b>Handbook:</b> Read chapter 4. Pay special attention to pages 69-72. Make sure your uniform is clean, neatly pressed, and fitted properly. Patches may be worn in plastic sleeves. A vest is not evaluated.
<b>Skills</b>  The NIV or KJV can be used by the boys for their memorization work.	200	<p><b>Handbook:</b> Read chapters 5 and 6. The boy may choose to be evaluated on any three of the achievement awards listed below:            ELK: Help the Commander, Firefighter            WOLVERINE: Government, Safety            COUGAR: Tying Knots, Be a Friend</p> <p><b>Workbook:</b> Sign Language – ELK: Ephesians 6:1; WOLVERINE: Matthew 5:16; COUGAR: James 1:17</p> <p><b>Bible:</b> Boys in Ranger Kids must be able to memorize any 2 pairs of memory verses of their choice.            ELK: Leviticus 19:32 and Psalms 139:14            WOLVERINE: Genesis 1:28 and 1 Corinthians 16:13-14            COUGAR: Matthew 7:13-14 and James 1:17</p>
<b>Written</b>	200	<p><b>Handbook:</b> Read chapter 1, 3, 5, 6, and 7.</p> <p><b>Workbook:</b> The boys will be evaluated on any two years of advancement.            ELK: Blue points—Alert, Loyal, Honest, and Spiritual. Know the pledge to the United States and Christian flags.            WOLVERINE: Blue points—Clean, Courageous, Courteous, and Obedient. Know the song “Jesus Loves the Little Children” and list five ways to obey at home.            COUGAR: Gold points—Physical, Spiritual, Mental, and Social. Red points—Salvation, Baptism in the Holy Spirit, Healing, and Rapture. Know the song “Ready.”</p>
<b>Speech</b>	N/A	Not applicable at any level.
<b>Application</b>	100	Make sure the application is filled out completely.
<b>Goal-Setting Interview</b>	N/A	Be prepared to answer questions on your interests, hobbies, and what you want to do in Royal Rangers and the church.



# 2005-2006 Ranger of the Year Study Guide

## Discovery Rangers

Area of Evaluation	Points Possible	Study Areas
<b>Uniform</b>	100	<b>Handbook:</b> Read chapter 4. Pay special attention to pages 48-49. Make sure your uniform is clean, neatly pressed, and fitted properly. Patches may be worn in plastic sleeves. A vest is not evaluated.
<b>Skills</b> The NIV or KJV can be used by the boys for their memorization work.	200	<p><b>Handbook:</b> : Read chapters 1, 2, and 3.</p> <p><b>Workbook:</b> The boy may choose to be evaluated on any three of the four blue and red merits listed below:            Red Merits – Fingerprinting, Lashing, Compass            Blue Merits – Chess</p> <p><b>Bible:</b> Boys will be expected to memorize the salvation plan Scriptures listed below:            John 3:16                  Romans 3:23                  Romans 6:23            John 1:12                  1 John 1:9                  Revelations 3:20</p>
<b>Written</b>	200	<p><b>Handbook:</b> Read chapters 5-8.</p> <p><b>Workbook:</b> The boy may choose to be evaluated on any three of the four blue and red merits listed below:            Red Merits – Fingerprinting, Lashing, Compass            Blue Merits – Chess</p> <p><b>Bible:</b> The boy will be evaluated on all eight of the orange Bible merits listed below:            2 Samuel , 1 Kings, Esther, Daniel, Mark, Luke, John, and Acts</p>
<b>Speech</b>	N/A	Not applicable at any level.
<b>Application</b>	100	Make sure the application is filled out completely.
<b>Goal-Setting Interview</b>	N/A	Be prepared to answer questions on your interests, hobbies, and what you want to do in Royal Rangers and the church.



# 2005-2006 Ranger of the Year Study Guide

## Adventure Rangers

Area of Evaluation	Points Possible	Study Areas
<b>Uniform</b>	100	<b>Handbook:</b> Read chapter 5. Pay special attention to pages 64-68. Make sure your uniform is clean, neatly pressed, and fitted properly. Patches may be worn in plastic sleeves. A vest is not evaluated.
<b>Skills</b> The NIV or KJV can be used by the boys for their memorization work.	200	<p><b>Handbook:</b> : Read chapter 6.</p> <p><b>Workbook:</b> The boy may choose to be evaluated on any three of the four green and gold merits listed below:            Green Merits – Archery            Gold Merits – Communications, Citizenship, Hiking</p> <p><b>Bible:</b> The boy will be expected to memorize the salvation plan Scriptures listed below:            John 3:16                      Romans 3:23                      Romans 6:23            John 1:12                      1 John 1:9                      Revelations 3:20</p>
<b>Written</b>	200	<p><b>Handbook:</b> Read chapters 1-11 and 13.</p> <p><b>Workbook:</b> The boy may choose to be evaluated on any three of the four green and gold merits listed below:            Green Merits – Archery            Gold Merits – Communications, Citizenship, Hiking</p> <p><b>Bible:</b> The boy will be evaluated on all eight of the brown Bible merits listed below:            Psalms, Proverbs, Isaiah, 1 Timothy, Hebrews, James, 1 John, and Revelations</p>
<b>Speech</b>	100	<p>To be given at the district and regional levels only.</p> <ul style="list-style-type: none"> <li>• 3 to 5-minute informative speech</li> <li>• The topic is “What are three important elements of effective discipleship.”</li> <li>• Use visual aids, PowerPoints, or other multi-media aids to enhance presentation.</li> </ul> <p>Review the Public Speaking merit for information on how to best prepare. The boy will be scored with the format found in the Public Speaking merit.</p>
<b>Application</b>	100	Make sure the application is filled out completely.
<b>Goal-Setting Interview</b>	N/A	Be prepared to answer questions on your interests, hobbies, and what you want to do in Royal Rangers and the church.



# 2005-2006 Ranger of the Year Study Guide

## Expedition Rangers

Area of Evaluation	Points Possible	Study Areas
<b>Uniform</b>	100	<b>Handbook:</b> Read chapter 6. The only uniform to be evaluated will be the Class B khaki uniform. Make sure your uniform is clean, neatly pressed, and fitted properly. Patches may be worn in plastic sleeves. A vest is not evaluated.
<b>Skills</b>	200	<p><b>Handbook:</b> Read chapter 14 “Advanced Map and Compass Orienteering.”</p> <p><b>Workbook:</b> The boy may choose any three of the four silver merits listed below:            AIR RANGERS – Flight Navigation, Airplane Performance, Weight &amp; Balance, Aviation Weather Fundamentals            HIGH ACTION RANGERS – Rock Climbing, Sailing, Wilderness Survival, Advanced Backpacking            SEA RANGERS – Knowledge of Boats, Weather Maps &amp; Signs, Basic Navigation, Aids to Navigation            TRAIL RANGERS – Wilderness Survival, Advanced Backpacking, Surveying, Rock Climbing</p> <p><b>Optional Merits:</b> The boy may choose one of the following three optional merits to substitute for any of the silver merits above: Auto Mechanics, Golf, Fly Fishing</p> <p><b>Bible:</b> Boys will be expected to memorize the salvation plan Scriptures listed below:            John 3:16                      Romans 3:23                      Romans 6:23            John 1:12                      1 John 1:9                      Revelations 3:20</p>
<b>Written</b>	200	<p><b>Handbook:</b> Read chapters 2, 3, 7, 8, 9, 10, and 13.</p> <p><b>Workbook:</b> See Skills section. The merits are exactly the same.</p> <p><b>Spirit Challenges:</b> The boy will be evaluated on Spirit Challenges 51-75.</p>
<b>Speech</b>	100	<p>To be given at the district and regional levels only.</p> <ul style="list-style-type: none"> <li>• 3 to 5-minute informative speech</li> <li>• The topic is “What are three important elements of effective discipleship.”</li> <li>• Use visual aids, PowerPoints, or other multi-media aids to enhance presentation.</li> </ul> <p>Review the Public Speaking merit for information on how to best prepare. The boy will be scored with the format found in the Public Speaking merit.</p>
<b>Application</b>	100	Make sure the application is filled out completely.
<b>Goal-Setting Interview</b>	N/A	Be prepared to answer questions on your interests, hobbies, and what you want to do in Royal Rangers and the church.